

2020-05

πύ Greek secondary school teachers
seeking for their knowledge
improvement regarding intercultural education

Karamitrou, Amalia

Research Institute for Entrepreneurship Development (RIED): Neapolis University, Pafos

<http://hdl.handle.net/11728/11543>

Downloaded from HEPHAESTUS Repository, Neapolis University institutional repository

Greek secondary school teachers' seeking for their knowledge improvement regarding intercultural education

Karamitrou Amalia

PhD Candidate, University of Macedonia

Abstract

The present paper analyzes the results of an empirical research among Greek Secondary Education teachers. The empirical research analyses Greek secondary school teachers' seeking for their needs concerning knowledge improvement regarding intercultural education.

The evaluation of teachers' attitudes on knowledge improvement regarding intercultural education is performed using the Correspondence Factor Analysis. The sample consists of 130 respondents whereas 105 are women and 25 men. Of the 130 respondents, 95 are education executives and 35 are just Greek Secondary Education teachers.

The results made it evidence that there is strong group of respondents consider that they are quite interested in improving their knowledge in Psychosocial support for students, Cultivation of a collective spirit, Strengthening the school culture, Organization of language support for foreign students, Exploitation of error in language teaching as well as Teaching Greek as a second or foreign language, knowledge improvement regarding intercultural education related to Utilization of New Technologies in the teaching of Greek as a mother tongue and as a foreign language, Didactic utilization of New Technologies, Personalization of teaching, Differentiation of teaching in the multicultural school, School unit self-assessment as well as in Evaluation of school performance, whereas there is another group of respondents that is neutral in improving their knowledge regarding intercultural education.

Keywords: Greek, teachers, knowledge, improvement, intercultural, education.

Theoretical Framework

Intercultural education became a dispute of a major importance in Europe as a result of the growing ethnic diversity of the population as a consequence of immigration (Leeman & Ledoux, 2003; Karamitrou, 2019a; Karamitrou, 2019b; Karamitrou, 2020a;

Karamitrou, 2020b). According to Sadowski (1999) supported that multiculturalism obliges a policy regarding different cultures based on rules on democracy.

Safovona (2014) argued that is important intercultural communication training not only for educators but also for individuals to be provided. She maintained that this is one of the most appropriate strategies for intercultural channel of communication. Bedeković (2017) debated that school is expected to provide for an education wherein individuals could enjoy general development which would be in a line with the function of knowledge skill and attitude achievement required for the multicultural Europe. Driessen (2000) put an emphasis on the necessity of in-service courses for teachers related to intercultural education. Thapa (2020) supported that it is possible that teachers may lack of knowledge regarding intercultural communication and this fact could limit their practice and turn into an obstacle for an intercultural competence development and a barrier in the profession.

Leeman & Ledoux (2003) and Karamitrou, 2020a; Karamitrou, 2020b) supported that teachers must have competencies in order to prepare students for citizenship in multicultural society. Dănescu (2015) argued that these competencies and skills appropriate to specific diversity are named intercultural competencies or capacity of interculturality. Effective intercultural education is also related to teachers' capabilities to associates different characteristics to different intercultural group (Anastasiadou & Kofou, 2013a). In addition Bedeković (2017) paid attention to respect ion and acceptance of identities of others.

Cucoş (2000) distinguished intercultural competence into three dimensions: the cognitive competence dimension related to the capacity of understanding the culture and customs and knowing the mother language of individuals their history, cultural heritage, institutions etc., the emotional competence dimension related to intercultural adjustment and acceptance and finally operational competence regarding the certain appropriate intracultural behavior. Mother language of individuals is of a major importance (Thapa et al., 2016).

Consequently the national educational policy regarding intercultural education must develop educational programs in order to prepare tethers for a multicultural education where the respect of an individual culture, customs, ethnic, religion, language, human dignity and freedom is instituted. It is common knowledge that education policies regarding intercultural education is not enough if teachers themselves do not want to create an identity and professionalism of a teacher correspond efficiently in an

intercultural education. Thus the present study examines Greek secondary school teachers' seeking for their needs concerning knowledge improvement regarding intercultural education.

Purpose of the study

The scope of the current paper is to define the degree to which Greek secondary school teachers' want to improve among others their knowledge regarding teaching Greek as a second or foreign language, Didactic utilization of New Technologies, Issues of organization and administration of the school unit, School unit self-assessment, Legal framework for the multicultural school, Enhancing the creativity of teachers, Managing cultural diversity at school, Integration of foreign students in the school environment, Differentiation of teaching in the multicultural school, Personalization of teaching Organization of language support for foreign students, Psychosocial support for students, School delinquency problems, Conflict management, Relationships between teachers and parents.

Participants

Regarding 130 respondents' gender, 105 are women, (80.8%) and 25 men (19.2%). Of the 130 respondents, 95 (73.1%) are education executives and 35 (26.9%) are not. In terms of years of service, 16 have from one to five years of service, 20 (15.4%) from 6 to 10 years of service, 19 (14.6%) from 11 to 15 years of service, 28 (21.5%) from 16 to 20 years, 30 (23.1%) from 21 to 25 years and finally, 17 (13.1%) from 26 to 30 years. For 53 (40.8%) respondents their school or schools in their area of responsibility belong to an urban center area, for 25 (19.2%) in a suburb area, for 28 (2.5%) in a semi-urban area, for 16 (12.3%) in rural and 8 (6.2%) in inaccessible.

Methodology

In the course of the research, absolute and relative frequencies were recorded for the 29 statement items/variables and 4 variables referring to demographic characteristics, using classic statistics methods. These 29 statement variables were then classified into three classes each, resulting in all of the data to be described from 88 classes, namely from a logical table (0-1). Moreover, the demographic variable gender was classified into two classes (man-woman), the variable executive was classified into two classes

(yes-no), the variable years of service was classified into six classes ([0,5], [6-10], [11.15], [16,20], [21,25], [26,30]), the variable school area of responsibility was classified into four classes (urban center area, suburb area, semi-urban area, rural area). By means of the categorization of the variables a double entry table was created for the relative and absolute frequencies with dimensions 88x88. This table is a Burt table and each column in this Burt table is considered a vector with a dimension of 88. The Burt table allowed for each class and each variable to be surveyed individually and then for the classes of variables to be cross-examined.

The objective being to determine these relations employed were the $n \times n$ double entry tables, the Burt tables containing all the classes, to which variables have been divided, in their columns and lines. Data Analysis techniques or Multivariate/Multidimensional Statistical Analysis without models were employed for the processing of the data, since this paper necessitated that no a priori hypothesis be made. The approach consisting in an a posteriori categorization of Greek Secondary Education teachers' opinions and attitudes, as such is presented via the questionnaires, is accelerated with the help of factorial axes, namely the composite factors, and the factorial levels providing a packed superintendent vision.

From the Data Analysis methods, referred to earlier, Correspondence Factor Analysis technique was employed to analyse the data. Correspondence Factor Analysis technique allows for the simultaneous statistical processing of categorized qualitative and quantitative variables (Benzecri, 1973; Karapistolis, 2015; Papadimitriou, 1994; Anastasiadou, 2016). This method leads to data reduction and a smaller number of new composite factors are created (Papadimitriou, 1994). These composite factors, independent allow the graphic representation of the items.

The indexes contribution and cohesion are then presented, which constitute the criteria for the selection of the variables for constructing and interpreting the axes and, consequently, the factorial levels (Drosos, 2004; Papadimitriou, 2007).

1. The contribution of a point, line and column, towards the construction of a composite factorial axis. If λ_k is the total inertia along axis k and if λ_k is the total inertia along part of axis k and $f_i F_k^2(i)$ is the inertia of point i in cloud N_i on each axis k , then contribution, which is symbolized as $Ctr_k(i)$ is given from relation (4),

$$Ctr_k(i) = \frac{f_i F_k^2(i)}{\lambda_k} \quad (4) \quad \text{where} \quad \sum_{i=1}^n Ctr_k(i) = 1 \quad (5) \quad \text{for each axis } k \quad (\text{Drosos, 2004; Papadimitriou, 2007}).$$

Papadimitriou, 2007)..

The contribution of points j in cloud N_j is correspondingly defined (Drosos, 2004; Papadimitriou, 2007). As defined, contribution gives the inertia percentage of the point with respect to the inertia explained by the factorial composite axis.

Since the contribution index reveals the points that principally contribute towards the construction of the axis, we seek points with high $Ctr_k(i)$ and on which the interpretation of the axis may possibly rest, a fact that is significant for the interpretation of the phenomenon (Drosos, 2004; Papadimitriou, 2007).

2. The square of cosine $\cos_k^2(i)$ (or relevant contribution) signifies the representation quality of a point by the composite factorial axis and essentially depicts a form of correlation between point i and factorial axis k , while it is symbolized as $Cor_k(i)$

and given from relation (6), $Cor_k(i) = \frac{F_k^2(i)}{d^2(G,i)} = \cos^2 \omega$ (6), where $d^2(G,i)$ is the

distance of i from the centroid (center of gravity) (Drosos, 2004).

High value for $Cor_k(i)$ means a small angle ω namely high correlation of point i with the axis, that is good quality for the projection of i with the axis, namely good projection quality of i axis. Pursuant to the above, index $Cor_k(i)$ expresses the percentage of inertia at point i which is interpreted by axis k (Drosos, 2004; Papadimitriou, 2007).

Points with very high Cor also exhibit high Ctr . In case where they exhibit high values for Cor and low values for Ctr this means that they have good projection quality on the axis but do not participate in the construction there of (Papadimitriou, 2007). In case where they exhibit low values for Cor and high values for Ctr this means that they contribute towards the construction of the axis but are better projected on some other axis towards the construction of which they may potentially contribute more (Drosos, 2004; Papadimitriou 2007; Anastasiadou, 2016).

Results

The indexes employed to interpret the results of the analysis are the well-known indexes “inertial”, “correlation” and “contribution” (Benzécri, 1980; Papadimitriou, 1994).

These indexes allow one to immediately distinguish the most important and determinative items/ variables or objects that contribute to the creation of factorial axes. The results of this factorial analysis were interpreted by the indexes inertia (criterion 1), which is explained by each factorial axis and correlation (criterion 2) and contribution (criterion 3).

The data table analysis using AFC initially produces Table 1, which presents the eigenvalues of the Burt table as well as the inertia percentages for each factorial axis. Table 1 offers one the capacity to distinguish the number of the most significant factorial axes, which are the most appropriate in order to interpret the results. The inertia percentage of each factorial axis allows one to know the significance percentage expressed by each one.

According to the values complemented by the histogram (Table 1), the significance percentage of the first factorial axis is 62.15%, while that of the second amounts to 13.99%, the third 11.40%, the fourth 3.67% etc. The total information offered by the 12 factorial axes amounts to 98.62%, as can be seen from the table below (Table 1). It is notable that the first three axes amounts to 87.54%, a percentage extremely satisfactory in order the data to be interpreted by these first three axes.

Table 1: Inertia – Eigenvalues

TOTAL INERTIA 0,40344				
AXIS	INERTIA	%INTERPRETATION	SUM	EIGENVALUES HISTOGRAM
01	0,2507211	62,15	62,15	*****
02	0,0564418	13,99	76,14	*****
03	0,0460002	11,40	87,54	*****
04	0,0147891	3,67	91,20	***
05	0,0131107	3,25	94,45	*
06	0,0045687	1,13	95,59	*
07	0,0031509	0,78	96,37	*
08	0,0028344	0,70	97,07	*
09	0,0019269	0,48	97,55	*
10	0,0016851	0,42	97,96	*
11	0,0014490	0,36	98,32	*
12	0,0012076	0,30	98,62	*

Founded on the cumulative frequency the first three factorial axes interpret 87.54% of the total data variance (Table 2). This percentage is deemed satisfactory to interpret the data (Karapistolis, 2015). Moving on and from the table of the results of the factorial analysis of correspondences, pursuant to the aforementioned criteria that were chosen (inertia, correlation and contribution), the variables contributing to the shaping of the

two first factorial axes were detected, using MAD software (Karapistolis, 2000). The abovementioned variables are deduced in compliance with two criteria, correlation ($Cor \geq 200$, criterion 2) and contribution ($Ctr \geq \frac{1000}{88} \approx 11.36364 \approx 11.4$, criterion 3) (Karapistolis, 2015).

Interpretation of the first factorial axis e_1 : More specifically, based on the responses by the respondents and as follows from factor analysis, the first axis – factor e_1 , with eigenvalue 0.2507211 explaining 62.15% of the total variance is constructed from classes E28.2, E26.2, E11.2, E16.2, E5.2, E19.2, E27.2, E29.2, E4.2, E12.2, E23.2, E21.2, E14.2 and E24.2. More specifically, the first factorial axis e_1 is constructed from those variable classes that project a neutral attitude with respect to knowledge improvement regarding intercultural education (Figure 1). We initially come across the natural respondents' views with respect to items named Conflict management (E28.2), Psychosocial support for students (E26.2), Cultivation of a collective spirit (E11.2), Enhancing the creativity of teachers (E16.2), Didactic utilization of New Technologies (E5.2), Cultivation of anti-racist spirit in school (E19.2), School delinquency problems (E27.2), Relationships between teachers and parents (E29.2), Evaluation of school performance (E4.2), Formation of a collaborative climate (E12.2), Configuration of educational material (E23.2), Differentiation of teaching in the multicultural school (E21.2) School unit self-assessment (E14.2), Configuration and adaptation of the curriculum (E24.2) related to knowledge improvement regarding intercultural education (Figure 1).

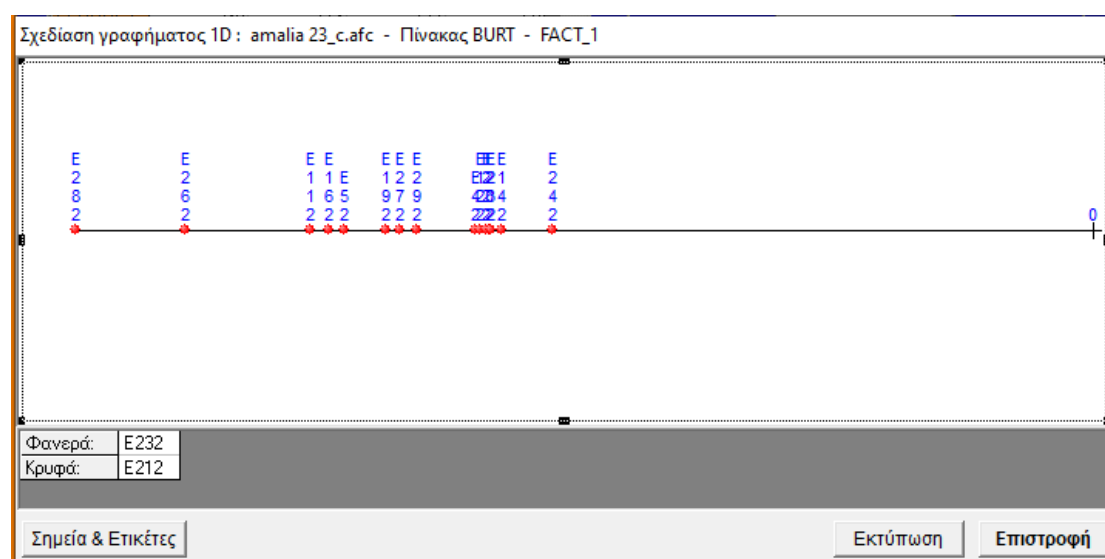


Figure 1: 1st factorial axis

Interpretation of the second factorial axis e_2 : More specifically, based on the answers given by the respondents and as followed from factor analysis, the second axis – factor e_2 , with eigenvalue 0.0564418 explaining 13.99% of total variance is constructed from classes E22.1, E21.1, E11.1, E10.1, E14.1, E4.1, E13.1, E17.1, E25.1, E2.1, E18.1, E26.1, E10.1, E11.1, E15.1, E3.1 (Figure 2).

To the left of the second factorial axis e_2 one comes across those variable classes projecting the positive attitudes with respect to construct to knowledge improvement regarding intercultural education.

More specifically, quoted on the left are the respondents who stated that they are seeking for their knowledge improvement regarding intercultural education related to Personalization of teaching (E22.1), Differentiation of teaching in the multicultural school (E21.1), Cultivation of a collective spirit (E11.1), Strengthening the school culture (E10.1), School unit self-assessment (E14.1), Evaluation of school performance (E4), Decision making models (E13.1), Managing cultural diversity at school (E17.1), Organization of language support for foreign students (E25.1), Exploitation of error in language teaching (E2.1), Intercultural activities in the multicultural school (E18.1), Psychosocial support for students (E26.1), Strengthening the school culture (E10.1), Cultivation of a collective spirit (E11.1), Legal framework for the multicultural school (E15.1) as well as related to Intercultural education regarding Objective principles (E3.1) (Figure 2).

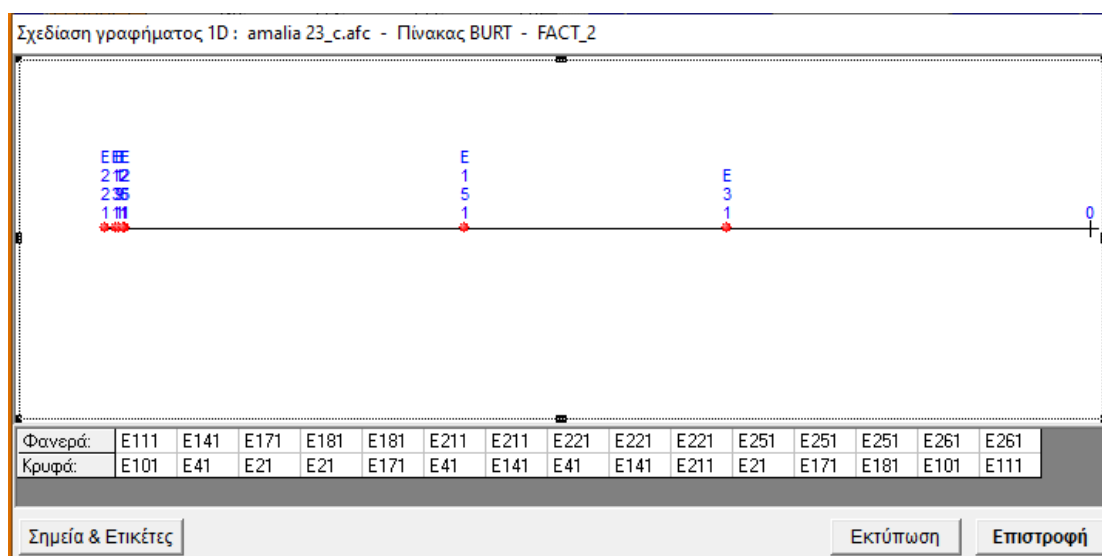


Figure 2: 2nd factorial axis

Interpretation of the third factorial axis e_3 : More specifically, based on the responses and as ensued from factor analysis, the third axis-factor e_3 , with eigenvalue 0.0460002 explaining 11.40% of total variance and constructed from classes E26.1, E11.1, E10.1, E25.1, E2.1, E1.1, E6.1, E5.1, E22.1, E21.1, E14.1 and E4.1 (Figure 3).

More specifically, in the third factorial axis e_3 and to its left one comes across those variable classes that project the positive attitude with respect to construct knowledge improvement regarding intercultural education. More specifically, to the left are placed variable classes signifying that respondents did not seeking for their knowledge improvement regarding intercultural education related to Psychosocial support for students (E26.1), Cultivation of a collective spirit (E11.1), Strengthening the school culture (E10.1), Organization of language support for foreign students (E25.1), Exploitation of error in language teaching (E2.1) as well as Teaching Greek as a second or foreign language (E1.1), while to the right are placed variable classes signifying that the respondents did not advice seeking for their knowledge improvement regarding intercultural education related to Utilization of New Technologies in the teaching of Greek as a mother tongue and as a foreign language (E6.1), Didactic utilization of New Technologies (E5.1), Personalization of teaching (E22.1), Differentiation of teaching in the multicultural school (E21.1), School unit self-assessment (E14.1) as well as Evaluation of school performance (E4.1) (Figure 3).

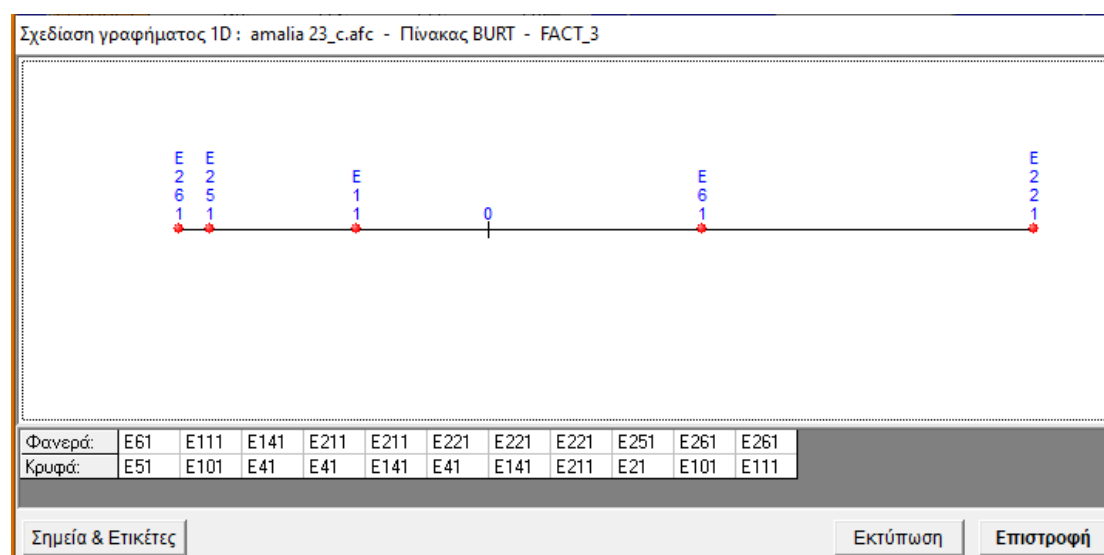


Figure 3: 3rd factorial axis

The first factorial level $e_1 \times e_2$: The variables which are most significant for the first factorial level $e_1 \times e_2$ and pursuant to the criteria of inertia, contribution and correlation are analysed in what follows.

The first factorial level $e_1 \times e_2$ (Figure 4) interprets 76.14% of total inertia– information, a satisfactory percentage.

The first factorial axis juxtaposes the extreme cases and the second those in-between of the extreme ones.

On the first factorial level and at the second quadrant ($e_1+, e_2 -$) and third quadrant (e_1-, e_2-) and on either side of the first factor axis that group of respondents may be distinguished which do not have a crystallized view with respect items named Psychosocial support for students (E26.2), School delinquency problems (E27.2), Conflict management (E28.2), Relationships between teachers and parents (E29), Didactic utilization of New Technologies (E5.2), Enhancing the creativity of teachers (E16.2), Cultivation of anti-racist spirit in school (E19.2), Evaluation of school performance (E4.2), School unit self-assessment (E14.2), Formation of a collaborative climate (E12.2), Integration of foreign students in the school environment (E20.2), Personalization of teaching (E22.2), Configuration of educational material (E23.2) and Configuration and adaptation of the curriculum (E24.2) (Figure 4).

In the third quarter (e_2-, e_3-) and in the center down group of respondents may be distinguished which a positive view with respect items named Intercultural activities in the multicultural school (E18.1), Cultivation of anti-racist spirit in school (E19.1), Decision making models (E13.1), Personalization of teaching (E22.1), Differentiation of teaching in the multicultural school (E21.1), Organization of language support for foreign students (E25.1), Psychosocial support for students (E26.1), Managing cultural diversity at school (E17.1), Intercultural education: Objective principles (E3.1), Legal framework for the multicultural school (E15.1), Evaluation of school performance (E4.1), Exploitation of error in language teaching (E2.1), Strengthening the school culture (E10.1), Cultivation of a collective spirit (E11.1) and School unit self-assessment (E14.1).

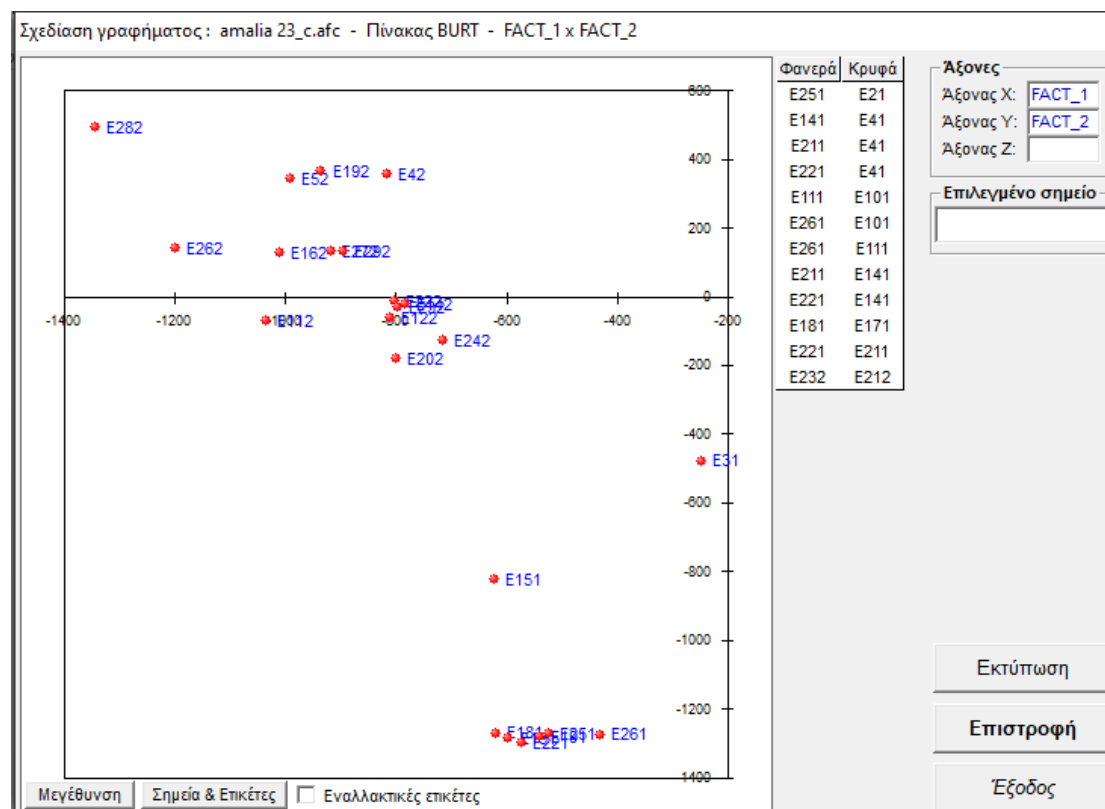


Figure 4: First factorial level $e_1 \times e_2$

The second factorial level $e_1 \times e_3$: The second factorial level $e_1 \times e_3$ (Figure 5) interprets 73.55% of total inertia – information, a satisfactory percentage.

In the second quadrant, (e_1-, e_3+) one finds that group of respondents who have a positive attitude towards construct knowledge improvement regarding intercultural education and on account of this they stated that they are not seeking for Utilization of New Technologies in the teaching of Greek as a mother tongue and as a foreign language (E6.1), Evaluation of school performance (E4.1), School unit self-assessment (E14.1), Differentiation of teaching in the multicultural school (E21.1) and Personalization of teaching (E22.1) (Figure 5).

Between the second quadrant, (e_1-, e_3+) and third quadrant, (e_1-, e_3-) and on either side of the first factor axis that group of respondents may be distinguished which have neutral attitudes towards the items named Psychosocial support for students (E26.2), School delinquency problems (E27.2), Conflict management (E28.2), Relationships between teachers and parents (E29.2), Cultivation of a collective spirit (E11.2), Formation of a collaborative climate (E12.2), School unit self-assessment (E14.2), Enhancing the creativity of teachers (E16.2), Cultivation of anti-racist spirit in school (E19.2), Integration of foreign students in the school environment (E20.2),

Differentiation of teaching in the multicultural school (E21.2), Configuration of educational material (E23.2) and Configuration and adaptation of the curriculum (E24.2).

Finally, in the third quadrant, ($e_1 - , e_3 -$) there is a group of respondents who have a positive attitude towards the items named Strengthening the school culture (E10.1), Cultivation of a collective spirit (E11.1), Differentiation of teaching in the multicultural school (E21.1), Organization of language support for foreign students (E25.1) and Psychosocial support for students (E26.1) (Figure 5).

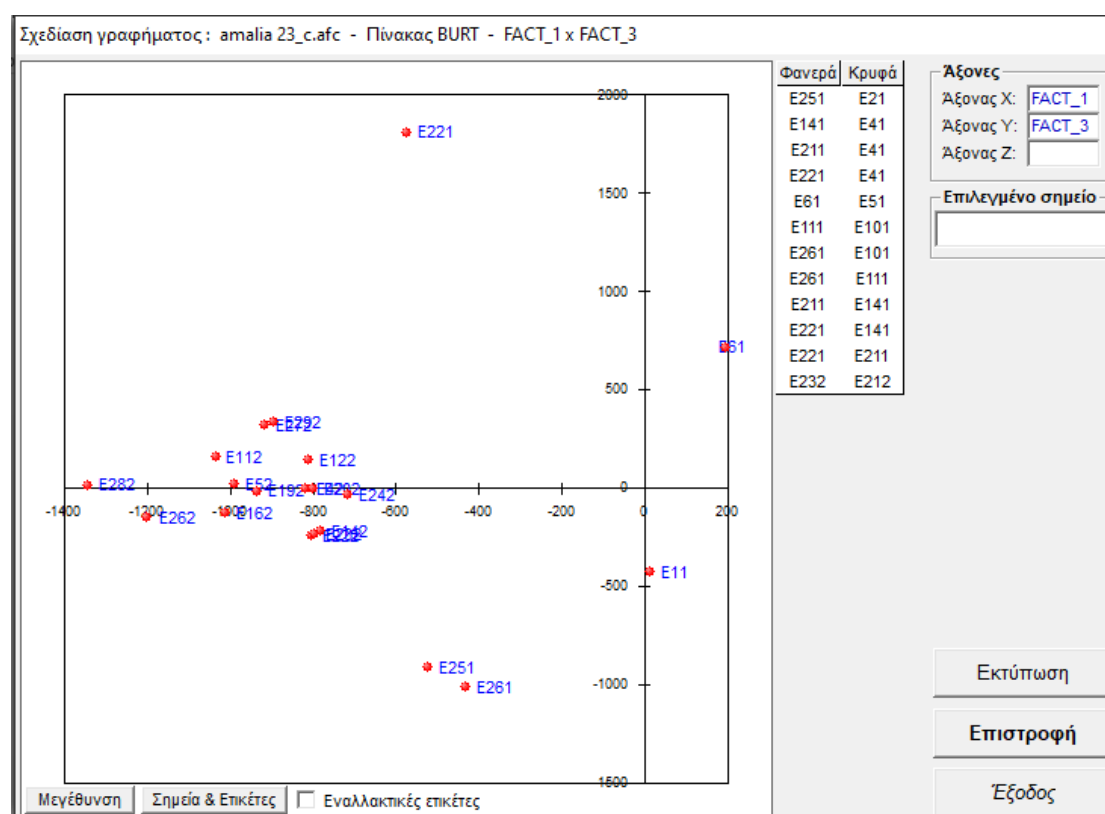


Figure 5: *Second factorial level e_1xe_3*

The third factorial level e_2xe_3 : The third factorial level e_2xe_3 (Figure 6) interprets 25.39% of the total inertia-information, a satisfactory percentage. In the second quadrant ($e_2 + , e_3 -$) one comes across that distinct group of respondents which has a positive view regarding the role of Differentiation of teaching in the multicultural school (E21.1), Personalization of teaching (E22.1), Evaluation of school performance (E4.1), School unit self-assessment (E14.1), Utilization of New Technologies in the teaching of Greek as a mother tongue and as a foreign language (E6.1), Didactic utilization of New Technologies (E5.1), Decision making models (E13.1), Legal framework for the multicultural school (E15.1) and Cultivation of anti-racist spirit in

school (E19.1) as their knowledge improvement elements regarding intercultural education. In the third quadrant (e_2-, e_3-) one comes across that distinct group of respondents which has a positive view regarding the role of Cultivation of a collective spirit (E11.1), Intercultural activities in the multicultural school (E18.1), Managing cultural diversity at school (E17.1), Organization of language support for foreign students (E25.1), Exploitation of error in language teaching (E2.1), Psychosocial support for students (E26.1), Cultivation of a collective spirit (E11) and Strengthening the school culture (E10) on the topic of their seeking for their knowledge improvement elements concerning intercultural education (Figure 6).

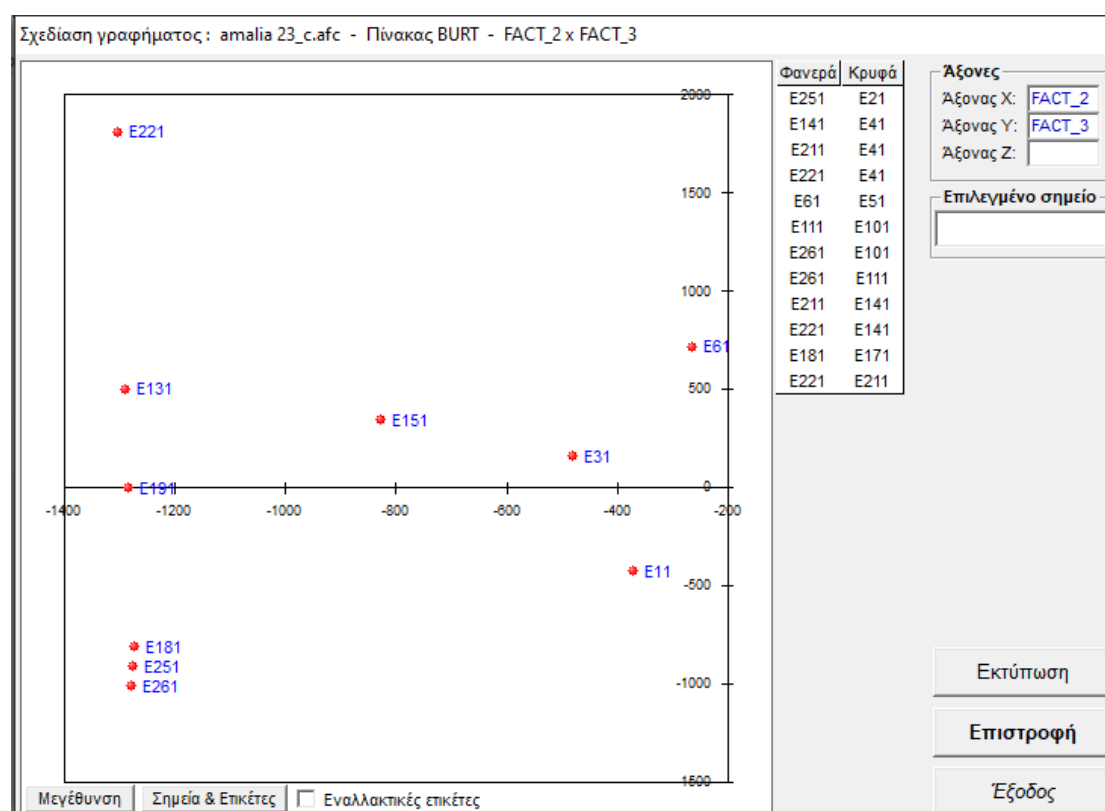


Figure 6: Third factorial level e_2xe_3

The reliability of the instrument was related to items E1 to E29 was estimated by Cronbach alpha coefficient (α). The value of Cronbach's α coefficient for this instrument was equal to 0.962 and it is a very high value in terms of internal consistency (Alevriadou et al., 2014; Anastasiadis, 2020; Anastasiadis & Christoforidis, 2019; Anastasiadou, 2007; Anastasiadou, 2008; Anastasiadou, 2009; Anastasiadou et al., 2010a; Anastasiadou et al., 2010b; Anastasiadou, 2011; Anastasiadou, 2012; Anastasiadou, 2013a; Anastasiadou, 2013b; Anastasiadou, 2013c; Anastasiadou, 2018b; Anastasiadou et al., 2014; Anastasiadou, 2018a; Anastasiadou, 2018b;

Anastasiadou, 2018c; Anastasiadou, 2018d; Anastasiadou, 2019a; Anastasiadou 2019b; Anastasiadou & Anastasiadis, 2011; Anastasiadou & Anastasiadis, 2019; Anastasiadou et al., 2016; Anastasiadou & Giossi, 2018; Anastasiadou & Karakos, 2011; Anastasiadou & Kofou, 2013a; Anastasiadou & Kofou, 2013b; Anastasiadou & Loukas, 2009; Anastasiadou & Pappa, 2009; Anastasiadou & Pappa, 2019; Anastasiadou & Panitsides, 2014; Anastasiadou & Taraza, 2019; Anastasiadou & Taraza, 2020a; Anastasiadou & Taraza, 2020b; Anastasiadou et al., 2014; Anastasiadou & Zirinoglou, 2014; Anastasiadou & Tiliakou, 2014; Florou, et al., 2015; Fotiadis. & Anastasiadou, 2019; Kofou, & Anastasiadou, 2013; Nikolaou et al., 2017; Ntotsi & Anastasiadou, 2019; Souravlas & Anastasiadou, 2020; Souravlas, et al., 2020; Petridou, et al., 2017; Panitsides & Anastasiadou, 2015; Thapa et al., 2016; Theodoridou, et al., 2014).

Conclusions

Karamitrou (2020b) supported that intercultural education ground rules as acquaintance with cultures, mutual respect, empathy, parity, equity, justice, recognition of diversity, social cohesion, absence of discrimination and intolerance, fanaticism and bigotry, ethnocentrism as discrimination, xenophobia, racism as well as stereotypes and prejudices are of a major importance regarding intercultural education. It is the duty of teachers to establish these principles in school environment. Teachers must have competencies in order to prepare students for citizenship in multicultural society. (Leeman & Ledoux, 2003; Karamitrou, 2020a; Karamitrou, 2020b; Kofou, I., Anastasiadou S.2013).

Accordingly the current paper analyzes the results of an empirical research among 130 Greek Secondary Education teachers concerning their needs for knowledge improvement regarding intercultural education.

The results made it evidence that there is strong group of respondents consider that they are quite interested in improving their knowledge in Psychosocial support for students, Cultivation of a collective spirit, Strengthening the school culture, Organization of language support for foreign students, Exploitation of error in language teaching as well as Teaching Greek as a second or foreign language, knowledge improvement regarding intercultural education related to Utilization of New Technologies in the teaching of Greek as a mother tongue and as a foreign language, Didactic utilization of New Technologies, Personalization of teaching, Differentiation of teaching in the

multicultural school, School unit self-assessment as well as in Evaluation of school performance, whereas there is another group of respondents that is neutral in improving their knowledge regarding intercultural education.

Their demographic characteristics such as gender, executive, years of service and variable school area of responsibility have not been appeared on the factorial levels. Thus, there is any significant impact of demographic characteristics of teachers' attitudes and opinions on the matter. Still, further research have to be done, both quantitative and qualitative.

References

Alevriadou, A. Anastasiadou S. & Damianidou, D. (2014). Reliability and validity of the “Reading-free Vocational Interest Inventory (R-FVII)” in adolescents and adults with intellectual disabilities. *Procedia - Social and Behavioral Sciences* 114, 388 – 393.

Anastasiadis L. (2020). Emotional Intelligence Influences on Consumers Consumer Behavior. *International Journal of Entrepreneurship and Innovative Competitiveness – IJEIC*, Vol 2, Iss1, <https://hephaestus.nup.ac.cy/bitstream/handle/11728/11527/article1.pdf?sequence=1&isAllowed=y>.

Anastasiadis, L., Anastasiadou, S. & Iakovidis, G. (2016). Malcolm Baldrige National Quality Award (MBNQA) dimensions in Greek Tertiary Education System. 8th International Conference ‘The Economies of Balkan and Eastern Europe Countries in the changed world’, EBEEC 2016, Split, Croatia. KnowledgeE Publishing-the Economies of Balkan and Eastern Europe Countries in the Changed World (EBEEC) | pages 436-455.

Anastasiadis, L. & Christoforidis, C. (2019). Evaluating citizens' actual perceptions and expectations and assessing e-Service Quality Gap in Public Sector related to e-Government Services, *International Journal of Entrepreneurship and Innovative Competitiveness – IJEIC*, Vol. 1 – Iss. 1. <http://hephaestus.nup.ac.cy/bitstream/handle/11728/11395/Paper5.pdf?sequence=1&isAllowed=y>.

Anastasiadou S., (2007). It's the men's world: Greek males' students believe that the women's position must be home with the kids. *The International Journal of Interdisciplinary Social Sciences*, Volume 2, Issue 5, pp.123-132.

Anastasiadou S. (2008). Exploring Intrinsic and Extrinsic Motivation during a PhD completion with the aid of Principal Components Analysis. *The International Journal of Interdisciplinary Social Sciences*, Volume 3, Issue 2, pp. 171-178.

Anastasiadou S. (2009). The effects different modes of representations in statistical problems solving: A study with third grade primary school pupils. *The International Journal of Learning*, Volume 16, Issue 4, pp.27-36.

Anastasiadou, S. (2011). Reliability and validity testing of a new scale for monitoring attitudes toward learning statistics with technology. *Acta Didactica Napocencia*, vol. 4 number 1, pp. 1-10. <http://adn.teaching.ro/>.

Anastasiadou S. (2012). Diversifications between expected and perceived attitudes toward learning statistics with technology. *The International Journal of Learning*, vol 18, Issue 3, pp.161-176.

Anastasiadou S., (2013a). Evaluating a Structural Equation Model Measuring Attitudes toward Reading Books and E-books. *The International Journal of the Book*, vol 10, pp.1-10.

Anastasiadou S. (2013b). Evaluating a structural equation model measuring lifelong learning and continuing education factors. *The International Journal of Knowledge, Culture and Change Management*. Volume 12, Issue 3, pp.21-34.

Anastasiadou S., (2013c). Developing and Evaluating a Structural Equation Model Measuring Leadership Changes in a Lifelong Learning World. *The International Journal of Educational Organization and Leadership*, Volume 19, Issue 2, pp.1-17.

Anastasiadou, S. (2018a). *Total quality management in Greek Tertiary Educational System. The case of Greek Universities*. Proceedings of 10th International Conference EBEEC 2018 - The Economies of the Balkan and the Eastern European Countries in the changing world, Warsaw, Poland, pp. 59-64.

Anastasiadou, S. (2018b). *Gap analysis between perceived and expected of service quality in Greek Tertiary Education*. Proceedings of EDULEARN18: 10th annual

International Conference on Education and New Learning Technologies, Palma de Mallorca, Spain, pp. 8373-8382. doi:10.21125/edulearn.2018.1951.

Anastasiadou, S. (2018c). Evaluating Perception, Expectation of Students/Pre-service Teachers and Service Quality Gap in Greek Tertiary Education. *KnE Social Sciences. The Economies of the Balkan and the Eastern European Countries in the changing World (EBEEC 2018)*, p0. 294–308.

Anastasiadou, S. (2018d). *Leadership according to EFQM Model in Tertiary education: The case of Greek Universities*. Proceedings of 10th International Conference The Economies of the Balkan and the Eastern European Countries in the changing world, EBEEC 2018, Warsaw, Poland, pp. 20-24.

Anastasiadou, S. (2019a). *Comparison of contemporary advanced statistical methods regarding construct validity evaluation of TEIQue-SF instrument: Statistical Implicative Analysis vs. Principal Components Analysis*. 9^{ème} Colloque International sur Analyse Statistique Implicative (ASI 10). Belfort – France. pp. 148-163.

Anastasiadou, S. (2019b). *Representations in statistics problem solving*. ICERI2019, the 12th annual International Conference of Education, Research and Innovation, Seville (Spain), ICERI2019, pp. 8993- 8996.

Anastasiadou S. & Anastasiadis, L. (2011). Reliability and validity testing of a new scale for monitoring attitudes toward electronics and electrical constructions subject. *International Journal of Applied Science and Technology (IJAST)*, Vol 1, No 1, pp. 1-10.

Anastasiadou S. & Anastasiadis L. (2019). *Quality Assurance in Education in the Light of the Effectiveness of Transformational School Leadership*. In: Sykianakis N., Polychronidou P., Karasavvoglou A. (eds) *Economic and Financial Challenges for Eastern Europe*. Springer Proceedings in Business and Economics. Springer, Cham, pp. 323-344. https://doi.org/10.1007/978-3-030-12169-3_21.

Anastasiadou, S., Anastasiadis, L, Vandikas, J. & Angeletos, T. (2010a). Implicative statistical analysis and Principal Components Analysis in recording students' attitudes toward electronics and electrical constructions subject. *The International Journal of Technology, Knowledge and Society*, Volume 16, Issue 5, pp. 341-356.

Anastasiadou, S. Anastasiadis, L, Angeletos, T. & Vandikas J. (2010b). A Multidimensional Statistical Analysis of Students' Attitudes toward Physics *International Journal of Diversity in Organisations, Communities and Nations* Volume 16, Issue 5, pp. 341-356.

Anastasiadou S., Anastasiadis L. Kalabouka K. Florou G. (2014). Ethnocentrism, patriotism and animosity impact on freedom of competition and business activity. *Wseas Transactions on Business and Economics*, Vol 11, pp. 692-699.

Anastasiadou, S. & Giossi, S. (2018). Implicative Statistical Analysis vs. Confirmatory Factor Analysis in evaluation of Lifelong Learning Impact on Human Resources Development. *Proceedings of CERI2018: 12th annual International Conference on Education and New Learning Technologies*, Seville (Spain) pp. 6413-6413.

Anastasiadou S., Karakos A. (2011). The beliefs of electrical and computer engineering students' regarding computer programming. *The International Journal of Technology, Knowledge and Society*, Vol 7. Issue 1, pp.37-52.

Anastasiadou, S. & Kofou. I. (2013a). The Development of a Structure Equation Model, for Goal Achievement and Preparation for a Future Education Leader. *The International Journal of Educational Organization and Leadership* 19 (2): 41-55.

Anastasiadou, S. & Kofou, I. (2013b). *Incorporating Web 2.0 Tools into Greek Schools. International Journal of Technologies in Learning, Volume 20, Issue 1, pp.11-23.*

Anastasiadou S. Loukas D. (2009). Greek pre-service teachers' cognitive abilities in understanding the concept of frequency: A multilevel statistical analysis. *The International Journal of Learning* Volume 16, Issue 5, pp.189-202.

Anastasiadou, S. & Panitsides, E. (2014). And now whither..? European Union lifelong learning policy: a two level analysis Proceedings of EBEEC 2014. The 6th International Conference Economies of Balkan and Eastern Europe Countries in the changed world EBEEC 2014, Nis, Serbia, pp. 42-51.

Anastasiadou S., Pappa A. (2009). Structural Equation Modelling in the Construction of Structural Model of Educational Research. *The International Journal of Interdisciplinary Social Sciences*, Vol 4, Issue 5, pp.151-158.

Anastasiadou, S. & Pappa. A. (2019). *Greek pre-service teachers' perceptions, emotions and attitudes toward representations of physic concepts.* ICERI2019, the 12th

annual International Conference of Education, Research and Innovation, Seville (Spain), ICERI2019, pp. 8987-8992.

Anastasiadou, S. & Papadaki, Z. (2019). Consumers' perceptions toward E-Service Quality, Perceived Value, Purchase and Loyalty Intentions. *International Journal of Entrepreneurship and Innovative Competitiveness – IJEIC*, Vol 1, Issue 1, <https://hephaestus.nup.ac.cy/bitstream/handle/11728/11391/paper1.pdf?sequence=1&isAllowed=y>.

Anastasiadou, S.D, Fotiadou, X.G. & Anastasiadis, L. (2016). Estimation of Vocational Training School (IEK) students' contentment in relation to quality of their studies. *New Trends and Issues Proceedings on Humanities & Social Sciences*, [On line].10, pp 09-18. Available from: www.prosoc.

Anastasiadou S., Taraza, E. (2019). Total quality management: implementation of the six sigma methodology for improving quality in higher education, ICERI2019, the 12th annual International Conference of Education, Research and Innovation, Seville (Spain), ICERI2019, pp. 9533-9537.

Anastasiadou, S. & Taraza, E. (2020a). Resistance to Change as an Obstacle Regarding Quality in Higher Education Institutions (HEIS). *Proceedings of of 14th annual International Technology, Education and Development Conference (INTED2020)*, Valencia, Spain, pp. 396-401.

Anastasiadou, S. & Taraza, E. (2020b). Six Sigma in Tertiary Education: A Win of Change regarding Quality Improvement in Education, *Proceedings of of 14th annual International Technology, Education and Development Conference (INTED2020)*, Valencia, Spain, pp. 9595-9601.

Anastasiadou S., Tiliakou C. (2014). Classical Item Analysis of the Greek State of English Language Proficiency “A” Level Exam. *The International Journal of Literacies*, Volume 20, Issue 3, pp.39-53.

Anastasiadou, S. & Zirinolou, P. (2014). Reliability testing of EFQM scale: The case of Greek secondary teachers *Procedia - Social and Behavioral Sciences* Volume 143, pp. 990–994.

Bedeković, V. (2017). Intercultural education in the function of the European values promotion *Informatol*, 50, 1-2, 74-86.

Cucoș, C. (2000). *Educația*. Dimensiuni culturale și interculturale. Iași: Editura Polirom.

Dănescu, E. (2015). Intercultural Education from the Perspective of Training Didactic Competences. *Procedia - Social and Behavioral Sciences*, 180, pp. 537 – 542.

Driessen, G. (2000). The limits of educational policy and practice? The case of ethnic minorities in the Netherlands. *Comparative Education*, 36(1), pp. 55-72.

Florou, G., Anastasiadou, S., Karasavoglou, A., S, Valsamidis, S, Mandilas A. (2015). Greek Public Tertiary Education Departments in Agriculture. *Proceedings of the 7th International Conference on Information and Communication Technologies in Agriculture, Food and Environment (HAICTA)*, Kavala, Greece, pp. 471-479.

Fotiadis, Th. & Anastasiadou S. (2019). Contemporary advanced statistical methods for the science of marketing: Implicative Statistical Analysis vs Principal Components Analysis. *International Journal of Entrepreneurship and Innovative Competitiveness – IJEIC* Vol 1, Issue 1, <https://hephaestus.nup.ac.cy/bitstream/handle/11728/11393/Paper3.pdf?sequence=1&isAllowed=y>.

Karamitrou, A. (2019a). *Educational policy and innovation of Greek secondary intercultural education: study of the Greek language teaching programs in the context of intercultural education programs*. Proceedings of ICERI2019 Conference, 2019, Seville, Spain, pp. 11102-11107.

Karamitrou, A. (2019b). *Organization and management of education, educational policy and evaluation of the institution of Greek secondary intercultural education*. Proceedings of ICERI2019 Conference, 2019, Seville, Spain, pp. 11044-11052.

Karamitrou, A. (2020a). Innovative and supportive strategies in bilingual education: the case of secondary education in Greece. *International Journal of Entrepreneurship and Innovative Competitiveness – IJEIC*. Vol 2, Issue 1. <https://hephaestus.nup.ac.cy/handle/11728/11532>.

Karamitrou, A. (2020b). Greek secondary school teachers assess the extent to which the Greek school embraces the principles of intercultural education. *International Journal of Entrepreneurship and Innovative Competitiveness – IJEIC*. Under publication.

Kofou, I., Anastasiadou S. (2013). Language and Communication Needs Analysis in Intercultural Education. *The International Journal of Diversity in Education*. Vol 12, pp.15-64.

Leeman, Y. & Ledoux, G. (2003). Preparing Teachers for Intercultural education. *Teaching Education*, 14(3), pp. 279-291.

Nicolaou, S. Gagatsis, A., Deliyianni, E., Panaoura, A., Elia, I. & Anastasiadou, S. (2017). *Tracing the beliefs and self-efficacy beliefs of undergraduate economic sciences students: the case of the representations of functions*. Proceedings of 9^{ème} Colloque International sur Analyse Statistique Implicative. Belfort – France, pp. 461-478.

Ntotsi, P. & Anastasiadou, S. D. (2019). Comparison of multivariate patterning methods in group/cluster identification regarding the science of educational research: Implicative Statistical Analysis vs. L'Analyse Factorielle des *Correspondances*. New Trends and Issues Proceedings on Humanities and Social Sciences. [Online]. 6(1), pp 238–245. Available from from: www.prosoc.eu.

Panitsides, E., Anastasiadou S. (2015). Lifelong Learning Policy Agenda in the European Union: A bi-level analysis. *Open Review of Educational Research*, 2015 Vol. 2, No. 1, 128–142, <http://dx.doi.org/10.1080/23265507.2015.1043936>, Routledge.

Sadowski, A. (1999). *Sterowanie wielokulturowością. Dotychczasowe doświadczenia i kierunki przemian (na przykładzie województwa białostockiego)*. In: J. Nikitorowicz, & M. Sobiecki (Eds.), *Edukacja międzykulturowa w wymiarze instytucjonalnym* (pp. 33–42). Białystok: “Trans Humana”.

Sofonova, V.V. (2014). Communicative Education in the Context of the Dialogue of Cultures and Civilizations. *Procedia - Social and Behavioral Sciences*, 154, pp. 57 – 63.

Souravlas, S., Anastasiadou, S. (2020a). Pipelined Dynamic Scheduling of Big Data Streams. *Applied. Sciences*. 10, 4796.

Souravlas, S., Katsavounis, S. & Anastasiadou, S. (2020b). On Modeling and Simulation of Resource Allocation Policies in Cloud Computing Using Colored Petri Nets. *Applied Sciences*. 020, 10(16), 5644; <https://doi.org/10.3390/app10165644>.

Thapa, S. (2020). *Assessing Intercultural Competence in Teacher Education: A Missing Link*. In H. Westerlund et al. (eds.), *Visions for Intercultural Music Teacher Education, Landscapes: the Arts, Aesthetics, and Education*, LAAE, 26 pp.163-176.

Thapa, K.B. Okalidou, A., Anastasiadou S. (2016). Teachers' screening estimations of speech–language impairments screening estimations of speech–language. *International Journal of Language & Communication Disorders*. Vol. 51, No. 3, 310–327.

Theodoridou, E., Alevriadou, A., Semoglou, A. Anastasiadou, S. (2014). Investigating Memory Strategies and Motor Memory in Dyslexic and Non-dyslexic Children, *International Journal of Learner Diversity and Identities*, Volume 20, Issue 3, pp.25-44.